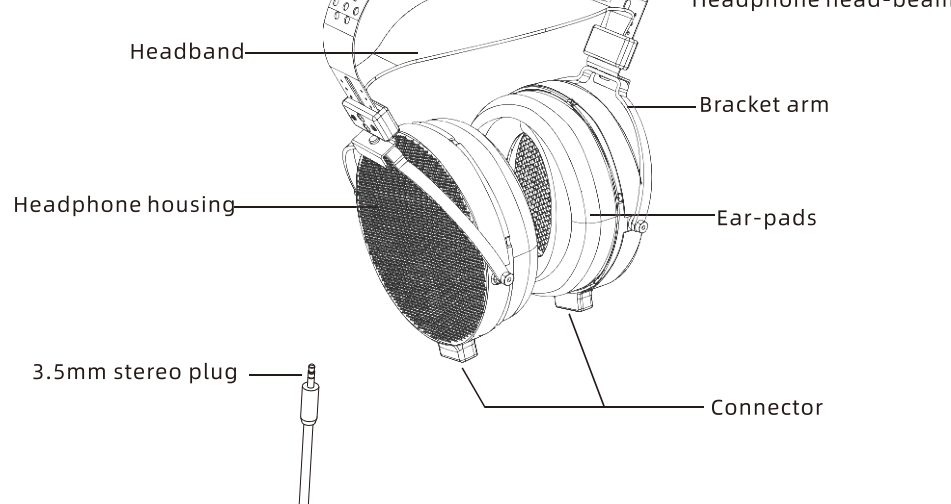




水月雨樂園 PARA MOONDROP PRESENTS

Overview

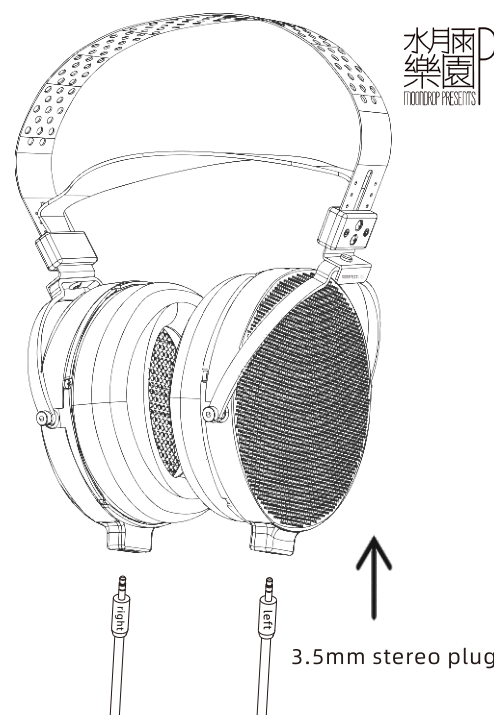
*Please confirm each component before using this device



Connect Headphones

*Cable Selection

PARA comes with 3.5mm single-ended plug. Please select the cable that fits the jack of your audio source. For the best listening experience, professional headphone amplifier and balanced cable are recommended.



Wearing and Using Headphones

*Wearing Headphones

There are "R" (right) and "L" (left) marked at the head-beam of the headphones. Please make sure a correct wearing. Adjust the fit of your head and the adaptive headband. Make sure the ear pads are symmetrical.

*Headphone Storage

Please put the headphones back into the storage box or hang them on the headphone hanger when not in use. The headphone cable can be unplugged and winded for storing.



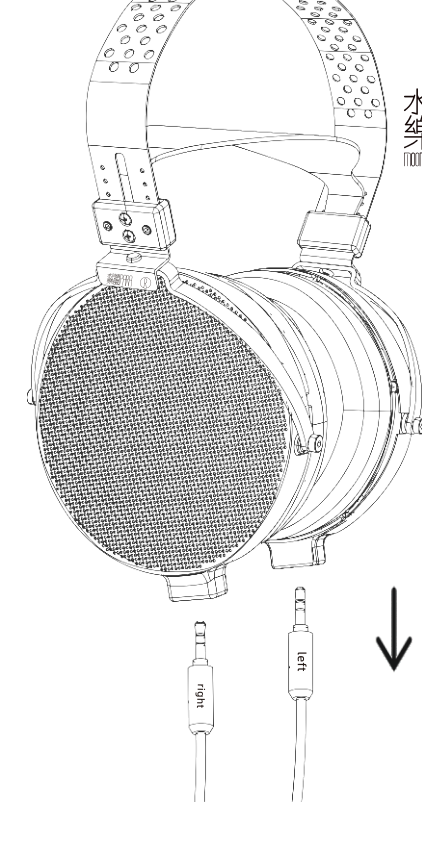
Replace the cable

*Remove the Cable

Hold the headphones' outer shell, and pull the plug out of the headphone jack.

*Install the cable

Make sure that the "R" (right) and "L" (left) marked on the plug is matching with the marks on the head-beam. Align the plug with the socket and insert the plug until it clicks correctly.



Important safety tips

- ☆Please read the manual carefully and completely before using the device.
- ☆The safety instructions must be accompanied when transferring this device to a third party.
- ☆Do not use defective device.

Prevent health damages and accidents

- ☆Be careful with the high volume. Using headphone at high volume for a long time may cause permanent hearing loss.
- ☆Please put this device, accessories and packaging parts out of the reach of children and pets to prevent suffocation caused by accidents and accidental swallowing.
- ☆Do not use this device when on special occasions (such as working or doing technical work).
- ☆A strong last-long magnetic field would be generated. Please keep 10cm distance from the product parts containing magnets.

Important safety tips

Prevent device to damage and product failure

- ☆Please put the device into a clean and dust-free environment.
- ☆Please keep this device dry, and do not place it in extreme temperatures (such as long time of sun exposure, etc.), so as to avoid product corrosion or deformation.
- ☆Do not put the device in the glass simulation head, seat armrest or similar objects for a long time, which may cause the headphone beam to loosen and reduce the contact pressure of the earphone.
- ☆Only accessories/spare parts provided or recommended by MOONDROP can be used.
- ☆Only a soft, dry cloth can clean this device.

Purpose/Warranty

MOONDROP is not responsible for any damage caused by improper use or incorrect use of the device and its accessories, or personal safety accidents caused by improper use.(Any use that does not conform to the provisions in the corresponding introduction is considered as improper use.)

Maintain

- Clean the device regularly to prolong the device's service life.
- ☆Clean the device with a dry cloth.
- ☆Please clean it carefully with a dry cloth if there is sweat or dirt on the used cable, or it may cause deterioration and accelerate aging of the cable.
- ☆Please clean it carefully with a dry cloth if the cable plug has dirt. Using an unclean plug will cause sound distortion or interruption.
- ☆Please put the device in a well-ventilated place away from high temperatures and humidity for long-term storage. Improper storage may cause the deterioration of ear pads.
- ☆Please contact MOONDROP official store or distributors for information on replacing ear pads or other parts.

Specifications

Model: PARA Full-size Planar Headphones
Sensitivity: 101dB/Vrms(@1kHz)
Impedance: 8Ω±15%(@1kHz)
Frequency Range: 15-53kHz(IEC61094,Free Field)
Headphone Jack: 3.5mm
Effective Frequency Range: 20-20kHz(IEC60318-4,-3dB)

Package list

MOONDROP PARA headphone
3.5mm cable
6.35mm adapter
User manual
Postcard
Certificate
Service card

After-sales terms

If the product has a non-man caused failure from the date of shipment, it can be returned within 7 days, replaced within 15 days and repaired free of charge within 12 months. If the damage is caused due to improper use, paid repair service will be provided depending on the condition.

If this device is damaged and meets the warranty conditions, please contact the seller to return it under the guidance of the seller by completing the device after-sales list, and attaching it to this device, package, and purchase receipt.

- This device is a precise electronic product, please avoid putting it in damp, dust and high/low temperature as well as avoid pulling, collision, and squeezing, to prevent unnecessary damage, which will invalidate the warranty.
- Cable breakage, shell deformation, water damage, dust, corrosion or pins broke, tuning material, and unit damage, are out of warranty.
- If the repair can not be provided due to product upgrades within the warranty, we will provide replacement service depending on the condition, and won't enjoy the warranty after replacement.
- If the product has expired the warranty period, and due to product replacement, our company may not be able to provide repair service.
- We will not be able to provide repair service if the device shell or core parts are seriously deformed due to external force.
- The after-sales service period is generally 7-20 days (excluding transportation time), depending on the repair department.
- About warranty period after repair/replacement:
 - If the cause of the product issue is confirmed as poor build quality by MOONDROP after-service center, the warranty period will be prolonged to 60 days from the completion date of repair/replace if it was less or equal to 60 days; otherwise, it will stay as the original warranty period.

Warranty Card

☆For after-sales service, please refer to [After-sales Terms].

Fault description: _____

Purchase date: _____

Receiving Address: _____

Customer Name: _____

Contact Phone: _____

MOONDROP Technology Co., Ltd.
Website: moondroplab.com
Address: Haixia Technology Industry Park, Wenjiang District, Chengdu.

