

MERIDIAN ELLIPSE STREAMING SPEAKER

DATASHEET



OVERVIEW

MERIDIAN Ellipse is a new, high-performance, all-in-one, streaming speaker rigorously engineered to deliver Meridian's signature sound performance in any room. Ellipse is meticulously crafted and hand-built in our factory in Britain to the same exacting standards as our flagship loudspeakers.

Benefitting from twelve advanced and innovative Meridian technologies, Ellipse has a compact form factor which provides the freedom for it to be placed anywhere whilst ensuring a tailored and luxurious sound experience.

Ellipse has emerged from Meridian's Extreme Engineering programme, an ongoing strategic venture involving years of investment and research at the extreme edge of audio design. One result of the programme is the Precision Sonic Transport concept. This rigorous approach to ensuring the entire journey taken by audio signals through a product maintains maximum sonic fidelity has manifested itself in software and hardware engineering employed in loudspeakers introduced at the top of Meridian's range in recent years.

Ellipse uses the first implementation of the R2 Electronics Platform. This shares much of its design and circuitry with the R1 electronics used in those larger loudspeakers, but for the Ellipse all aspects are optimised to allow Meridian sound to be enjoyed anywhere throughout the home.

The Ellipse also shares the Atlas software core developed using the Precision Sonic Transport concept. This allows our powerful proprietary software to be coded directly to one unified platform. This includes code that relates directly to audio, such as the unique DSP technologies used by Ellipse, as well as software modules used for intuitive control of the product.

PRODUCT HIGHLIGHTS

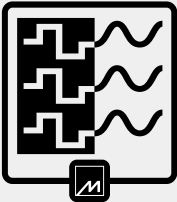

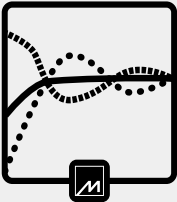
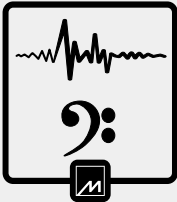
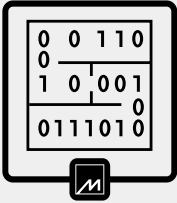

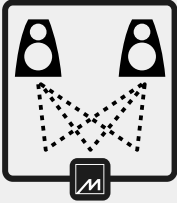
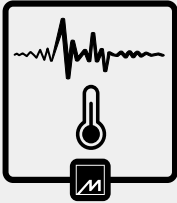



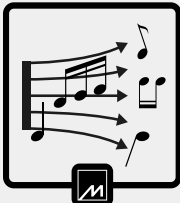
- Ellipse offers superb flexibility with **Bluetooth®** wireless technology and **Wi-Fi streaming**, while an Ethernet socket provides the option of a wired network connection. Ellipse supports **AirPlay** and **Works with Google Cast**, as well as native streaming from **Spotify Connect** and **TIDAL Connect**. It is a **Roon Ready** device and can be used as a **UPnP** renderer.
- The Meridian Control app provides access to the full range of control and configuration features of the Ellipse. Whether it's used on a day-to-day basis, or just for initial set-up, the app allows the listening experience to be tailored to suit personal preferences and to optimise sound quality for the room setting.
- Ellipse features Meridian's BASS AND SPACE technology. This allows the Ellipse to create an incredibly wide soundstage, far exceeding that expected from its compact form. BASS AND SPACE takes account of the physical configuration of the Ellipse and applies frequency and signal-specific processing to widen the stereo image. This sophisticated approach avoids problems associated with traditional stereo enhancement methods, such as phase artifacts in the lower frequencies which lead to an unclear and incoherent image. BASS AND SPACE results in the listener experiencing a widened, three-dimensional soundstage whilst maintaining both a coherent image and extremely strong bass.

USER FEATURES

- The top panel of Ellipse carries seven intuitive touch-sensitive controls which are backlit when in use.
- Bidirectional integration between streaming apps and Ellipse links control functions seamlessly. Volume adjustment and playback controls such as Play, Pause, Next and Previous can be used with consistent and predictable results, whether carried out within the streaming app or on the Ellipse itself.
- Bluetooth streams audio directly from a phone, tablet or computer to Ellipse. However, Ellipse also supports streaming services that stream audio over the network while the phone or tablet is used just as a control interface. Streaming in this way provides several advantages, including the ability to continue streaming while you use your phone for calls or other tasks. Such services also offer potential for higher-quality sound while using less of your phone's battery power.
- Ellipse features additional flexibility in connectivity via its auxiliary inputs. A combined analogue and optical digital audio socket and a USB-C audio socket are located on the back-panel.



TECHNOLOGIES

SIGNAL CONDITIONING	SYSTEM OPTIMISATION	PLAYBACK ENHANCEMENT	PERFORMANCE MANAGEMENT
 DIGITAL PRECISION	 IMAGE ELEVATION	 E3 BASS	 PRO-ACTIVE BASS
 Q-SYNC	 FREE-Q	 IMAGE FOCUS	 PRO-ACTIVE THERMAL
 TRUE TIME	 PERFECT BALANCE	 BASS & SPACE	
	 BESPOKE SIGNAL MAPPING		

CONSTRUCTION

The cabinet of the Ellipse was developed using a combination of material science and computer modelling. High-quality materials are employed for their acoustic benefits as well as their aesthetic properties. Multiple manufacturing processes are involved in achieving the goal of an extremely rigid and inert cabinet that offers incredible dynamic integrity. Whatever the volume level, the cabinet doesn't resonate or interfere with sound quality.

The product's sleek exterior is the outer layer of a precision-engineered enclosure which carries three drive-units mounted in individual chambers to provide acoustic isolation from each other. Two 90mm full-range drivers provide audio for the left and right channels, while a long-throw 'racetrack' driver acts as a subwoofer, replaying low-frequencies.

The electronics section is isolated from the main enclosure, mounted on its own die-cast aluminium chassis, and it features powerful DSP circuitry, high-quality D/A conversion and three channels of amplification to provide power to the drive-units.



SPECIFICATION

AUDIO INPUTS	<ul style="list-style-type: none"> • Internal streaming source • 1 x USB-C supporting sampling rates up to 192kHz @ 24-bit • 1 x mini-TOSLINK optical supporting sampling rates up to 96kHz @ 24 bit • Stereo analogue with 88kHz/24bit A/D conversion (Optical and analogue share dual-purpose 3.5mm minijack socket)
CONTROL OPTIONS	<ul style="list-style-type: none"> • Illuminated touch controls located on top of unit • Meridian Control app via Wi-Fi or Ethernet connection • IR receiver eye (MSR2 remote control available separately) • Automation interface via Wi-Fi or Ethernet connection
PERFORMANCE	<ul style="list-style-type: none"> • SPL: 100dB@1m (pink noise source) • Frequency response in room within 3dB: 40Hz – 20kHz (volume setting 65)
AMPLIFICATION	<ul style="list-style-type: none"> • 2 x 25W for full-range drivers • 1 x 30W for subwoofer driver
DRIVE UNITS	<ul style="list-style-type: none"> • 2 x 90mm polypropylene wide-range drivers • 1 x 150mm x 100mm polypropylene long-throw “racetrack” subwoofer driver • Crossover frequency = 180Hz
WI-FI OPERATION	<ul style="list-style-type: none"> • Dual band - 2.4GHz and 5GHz compatible
DIMENSIONS	<ul style="list-style-type: none"> • WIDTH: 412mm [16.2in] • DEPTH: 223mm [8.8in] • HEIGHT: 171mm [6.7in] • WEIGHT: 3.9kg [8.6lbs]
POWER	<ul style="list-style-type: none"> • 100V – 240V AC, Max 80W



The **Bluetooth®** word mark and logos are registered trademarks owned by Bluetooth SIG, Inc. and any use of such marks by Meridian Audio Limited is under license. Other trademarks and trade names are those of their respective owners.