



MASTER & DYNAMIC

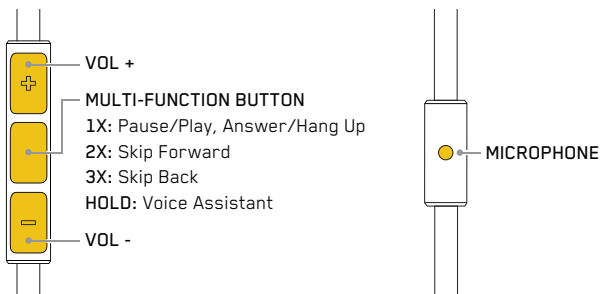
ME05 EARPHONES

USER MANUAL

NEVER SOUND THE SAME

Master & Dynamic is a New York City-based premium audio company with a deep passion for building technically sophisticated sound tools. Designed to be modern yet timeless, our products utilize only the finest materials and are engineered to last, creating the perfect balance of aesthetics, strength, comfort, and exceptional sound.

CONTROLS



SPECS

CABLE LENGTH

- 1.2m

EARPHONE DIMENSIONS

- 12 x 26.4 x 16.9mm

DRIVERS

- 8mm high-excursion
bio-cellulose

WEIGHT

- 23g

DRIVER IMPEDANCE

- 16 Ohms

AUDIO FORMAT

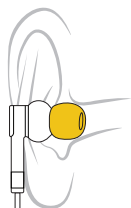
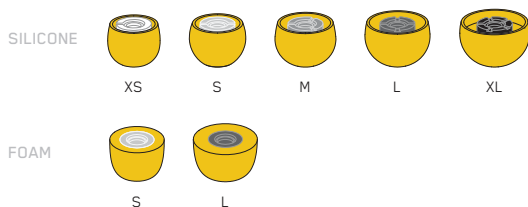
- Supports up to 32-bit /
256 kHz resolution

Downloaded from www.linephaze.com

- Find specs, manuals and used listings across

FIT

Your earphones come with the medium silicone ear tips attached.

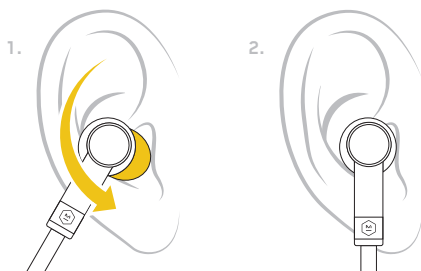


Choose the ear tips that form a seal with your ear canal. Squeeze the eartip, match its orientation to the nozzle, and then press the ear tip against the nozzle to attach.

To insert your **silicone** ear tips, follow these steps:

STEP 1: Tilt the earphone forward with the ear tip resting lightly in your ear canal.

STEP 2: Rotate the earphone down until the ear tip forms a seal with your ear canal.



Downloaded from www.linephaze.com

- Find specs, manuals and used listings across

FIT

To insert your earphones using **foam** ear tips:

STEP 1: Gently compress the foam ear tip using your fingers.

STEP 2: Insert it into your ear.

STEP 3: Hold the earphones in place until the foam fully expands and forms a seal with your ear canal.



MAINTENANCE

CLEANING

To clean the earphones, use a microfiber cloth. Do not use alcohol or other cleaning substances on the product.

HANDLING

Do not drop, sit on, or allow the earphones to be exposed to water, moisture, or temperature extremes. Avoid sharp bends or twists in the cable near the earphone housing and store in the provided storage pouch when not using the earphones. When disconnecting the earphones from an audio source, avoid pulling on the cable. Hold the plug at the end of the cable and pull to disconnect.

Downloaded from www.linephaze.com

- Find specs, manuals and used listings across

MAINTENANCE

TEMPERATURE RANGE

Operate and store this product within the temperature range of 14°F to 113°F (-10°C to 45°C) only.

Replacement parts and cables can be purchased at:
www.masterdynamic.com

TROUBLESHOOTING

NO AUDIO FROM SOURCE DEVICE

- Check to ensure the 3.5mm cable is completely plugged into your device or the USB-C adapter
- Check source device to ensure audio is playing

POOR AUDIO FROM SOURCE DEVICE

- If bass output is weaker than expected, check the seal of the ear tip and try a different ear tip size.

EAR TIP HAS DETACHED FROM EARPHONES

- If ear tips detach, squeeze the ear tip to match its orientation to the nozzle and then press the ear tip against the nozzle to reattach
- If you lose your ear tips, replacements are available to order on www.masterdynamic.com

Downloaded from www.linephaze.com

- Find specs, manuals and used listings across

WARRANTY & SUPPORT

For product warranty and support, please visit:
<https://support.masterdynamic.com/>

EAR HEALTH

Our ability to hear is amazing. Treat your ears like the precious tools they are, and they will continue to provide you with exceptional data, as well as a lifetime of incredible sonic experiences.

In general, do not listen "too loud" or for "too long," and be attentive to your own ears. Ringing, discomfort, or sensitivity to high frequencies and treble may be a signal from your ears that you are pushing them to their limits and causing irreparable damage.

As a general practice, find what seems to be your preferred listening level and then adjust the volume down another 10% or more. Surprisingly, your ears will attune to a slightly lower volume over time, and what seems quiet at first can be perfect for longer listening periods.

NIHL

NIHL is a preventable condition caused by both one-time and extended exposure to excessive decibel (dB) levels. This harm to sensitive inner ear structures is irreversible and people of all ages can be affected. Damage can happen in a single event or gradually over time. One-time exposure to an intense "impulse" sound, such as an explosion, or by continued exposure to loud sounds over 85 decibels can cause harm. Indicators of NIHL include hearing loss and tinnitus, a condition of sensing constant ringing, buzzing, or roaring. The NIDCD (National Institute on Deafness and Other Communication Disorders) offers this simple rule of thumb: avoid sound exposure that is "too loud, too close, or too long." Here are some general references to sound levels that occur in everyday life: refrigerator humming (45 dB); normal conversation (60 dB); city traffic (85 dB); motorcycles (95 dB); an MP3 player at full volume (105 dB); sirens (120 dB); firecrackers (150 dB).

Downloaded from www.linephaze.com

- Find specs, manuals and used listings across