

**amphion®** enjoy

# Argon

Reference manual  
1/2022

Downloaded from [www.linephaze.com](http://www.linephaze.com)

- Find specs, manuals and used listings across thousands of audio products.



## Contents

Introduction	2
Warranty and support	3
Company profile	4
Argon line	5
Technologies	7
Speaker placement	9
Instructions	10
Technical specifications	13

## Introduction

### Welcome

Thank you for choosing Amphion.

Your new speaker is based on the same advanced acoustical engineering, which world's top sound engineers trust and enjoy daily. We have made our products as room friendly and natural as possible, so that you can be touched by the beauty of sound regardless of what you listen to. Kindly do not hesitate to get in touch with us or your dealer in order to get most of investment. Timeless design, best possible materials and the skilled hands of experienced Finnish craftsmen are used in order to ensure years of daily pleasure.

Joy is best when shared. Please let us know via email or social media how you or those close to you enjoy your Amphions.

Now unpack, connect, sit back, and experience them. Enjoy!



**Anssi Hyvönen**  
Founder & Managing Director, Amphion Loudspeakers Ltd.

## Warranty and support

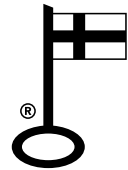
### Warranty

Amphion Enjoy products come with a five-year warranty against defects in materials and our workmanship. For warranty or out-of-warranty service, in the first instance please contact your original dealer, and provide a copy of the original sales receipt. If you require additional assistance, please contact your local country distributor. If you have difficulty making contact with either of the above, please contact our headquarters. For proper unpacking, installation, positioning, and maintenance instructions, please first check this manual thoroughly.



Please do not return/ship any product to amphion nor its resellers without prior authorisation.

### Handmade in Finland



Amphion Loudspeakers Ltd. is awarded the right to use the Association for Finnish Work's Key Flag Symbol mark of origin. This mark is granted to Finland-based organizations that manufacture their products in Finland, having a minimum domestic content of 50 percent.

## Company profile

### About us

**Amphion Loudspeakers Ltd.** was established in 1998.

We design and build loudspeakers that are characterised by high-resolution, unstrained low-level reproduction and pure driver integration. Our affordable solutions are rather insensitive to room acoustics and fill any space with a wide and even dispersion. A timeless yet flexible approach with regard to aesthetics and application make Amphion products easy to match with individual styles and preferences.

All products are handmade in Finland to ensure enduring listening quality.

### Follow us

**amphion.fi**

### Social media



[www.facebook.com/AmphionLoudspeakers](https://www.facebook.com/AmphionLoudspeakers)



[twitter.com/amphion\\_fi](https://twitter.com/amphion_fi)



[www.youtube.com/user/AmphionLoudspeakers](https://www.youtube.com/user/AmphionLoudspeakers)



[www.instagram.com/amphion\\_loudspeakers](https://www.instagram.com/amphion_loudspeakers)

### Amphion Sounds, corporate newsletter

[www.amphion.fi/en/enjoy/signup](https://www.amphion.fi/en/enjoy/signup)

## Argon line

### Powerful precision

Speaker manufacturers tend to strive for a certain "sound". The target for Argons is what we hear "live". Nothing more. Nothing less. Only the highest quality components are used in our quest for perfection. High-quality SEAS drivers, an electrically elegant and simple crossover, and innovative acoustical engineering create a large and clean sonic-window into all kinds of music. Natural transparency and highest level resolution allow you to experience new aspects even from the recordings you thought you knew by heart. Let the Argons take you away! Everyday.



Downloaded from [www.linephaze.com](http://www.linephaze.com)

- Find specs, manuals and used listings across thousands of audio products.

Argon speakers are available in Full White, Standard White, Black and Walnut veneer. Grids available in the RAL-colours of your choice.

### Monochrome

- ☐ Full white
- ☐ White with black grids
- ☐ Standard white
- ☐ Black

### Wood veneers

- ☐ Walnut

### Colour grid options

- ☐ Stone grey
- ☐ Beige brown
- ☐ Turquoise blue
- ☐ Sky blue
- ☐ Heather violet
- ☐ Traffic red
- ☐ Sulfur yellow
- ☐ Yellow green
- ☐ RAL colour of choice (POA)



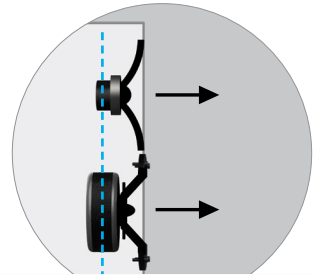
## Technologies



### What is a Waveguide?

Waveguide: A generic term to describe a structure that directs sound waves, with minimal loss of energy, by restricting their expansion to one or two dimensions. It helps create a wide, even sweet spot - though highest treble is always directive. It solves cabinet diffraction issues, aligns drivers, and makes dispersion-patterns between drivers more even across a wide frequency-band.

Amphion's proprietary waveguide: Amphion is a frontrunner in waveguide technology, and is widely recognised for their use of tweeter waveguides in front of the driver to control directionality - incorporating a technology called U/D/D (Uniformly Directive Diffusion).



### Time-adjusted drivers

All products use time-adjusted drivers and a 1600 Hz tweeter crossover. This leads into point-source-like behavior and seamless driver integration. Rock-solid “phantom” centre, life-like 3D imaging, and an extremely wide and deep sweet-spot are characteristic of all Amphion products.



### Passive radiator

Use of a passive radiator instead of a vent not only makes for a more controlled natural energy transfer and improved faster bass but also enhances the midrange clarity. Due to the passive radiator the speaker can be placed surprisingly close to the rear wall (around 15cm / 6inches ) with no affects to the sound.



### Treble switch

The response of the speaker can be adjusted to match room acoustics, signal chain and personal preference. If the room is heavily damped (wall-to-wall carpet, heavy drapes etc.) or you prefer a more open sound raise the treble level by putting the treble switch to +1 position.

## Speaker Placement

### Acoustic centre-point of the speakers

This is either between the end of the waveguide and driver (single-woofer product) or tweeter centre (two-woofer product).

### Phantom Centre

For correct stereo imaging do not place speakers too far apart. Use a vocal track where the singer is in the centre. Move speakers wider apart to hear the “hole” developing in the middle of the soundstage, then move them closer until channels integrate.

### 3D | Depth Information

Start by aiming a direct line from the acoustic centre-point to outside your shoulder line. Then “fine-tune” the sound to your liking. Note that highest treble is always directive. Adding higher treble may actually smoothen the audio in the upper-midrange.

### Tilting - If Needed

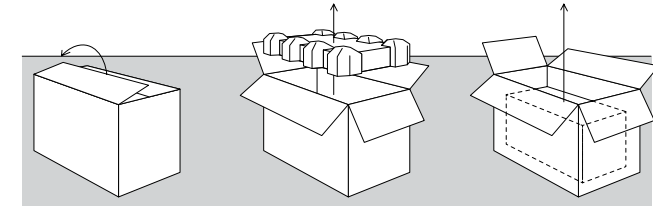
Small wedges at either front or back edges of speaker help to align/aim the acoustic centre to the listeners ear. It is not overly critical but helps achieve the required sound.

## Instructions

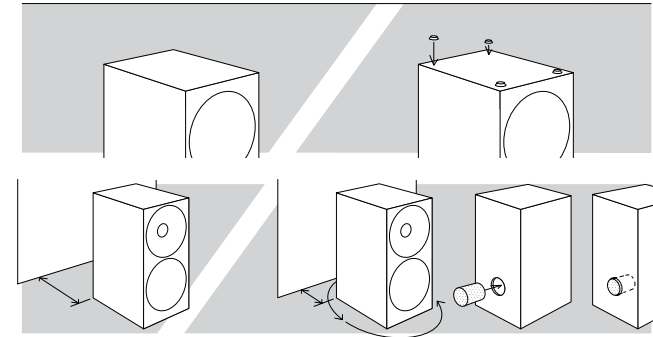
Argon0 / Argon1/ Argon3S / Argon5C

### Unpacking

①

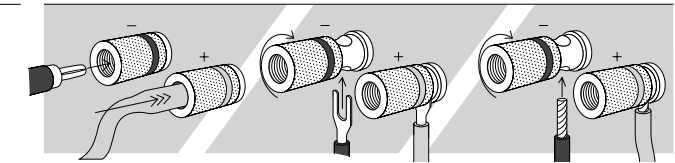


②



### Connecting

③

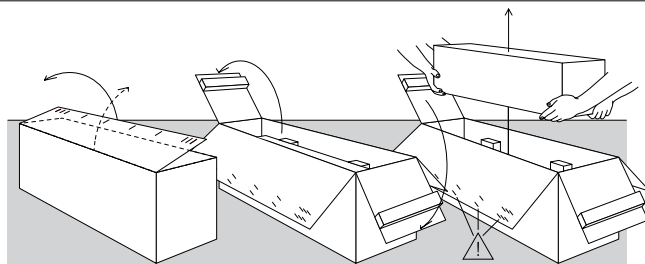


## Instructions


Argon3LS / Argon7LS

### Unpacking

①

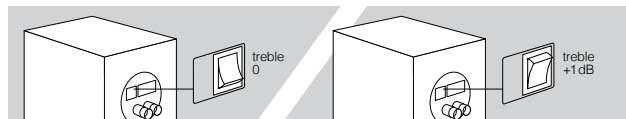
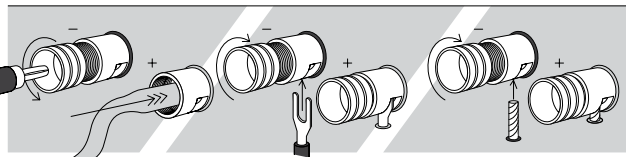


②



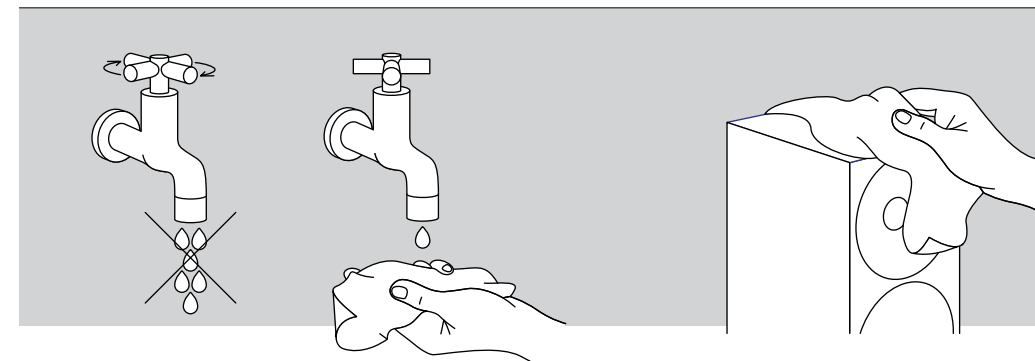
### Connecting

③



## Care

### Cleaning



- When setting or re-positioning speakers, wear soft cotton gloves.
- To clean, use a soft cotton or microfiber cloth. Do not use excess rubbing-force.
- Use water or CIF Multi-surface Window Cleaner (e.g. JIF, HANDY ANDY, VIM, VISS).
- Spray cleaner onto the cloth first, rather than directly onto the cabinet.
- Test-clean a small area on the back or under the cabinet to check surface reaction.
- When cleaning the walnut-finish, wipe in the direction of the wood-grain.

### Individual support

Typically, a wide variety of factors influence loudspeakers' performance. Please contact your local Amphon dealer or sales representative for specification, connectivity and positioning recommendations for your specific system. For more information, you can also be in touch with Amphon headquarters.

Technical specifications

Argon0

Wall mount option available

















Physics

Operating principle	Two-way, vented
Tweeter	1" titanium tweeter
Mid / woofer	4½" aluminum woofer
Measurements	259 x 132 x 220 mm
Weight	5 kg (11 lbs)

Performance

Crossover point	1600 Hz
Impedance	8 Ω
Sensitivity	86 dB
Frequency response	50 – 25.000 Hz -6dB
Power recommendation	25 – 120 W

Variations

Monochrome									
Wood veneer									
Colour grids									



Argon1

Wall mount option available

















Physics

Operating principle	Two-way, vented
Tweeter	1" titanium tweeter
Mid / woofer	5¼" aluminum woofer
Measurements	316 x 160 x 265 mm
Weight	7 kg (15 lbs)

Performance

Crossover point	1600 Hz
Impedance	8 Ω
Sensitivity	86 dB
Frequency response	45 – 25.000 Hz -6dB
Power recommendation	25 – 150 W

Variations

Monochrome									
Wood veneer									
Colour grids									








Technical specifications




Argon3S



Physics	
Operating principle	Two-way, passive radiator
Tweeter	1" titanium tweeter
Mid / woofer	6½" aluminum woofer
Measurements	380 x 191 x 305 mm
Weight	10 kg (22 lbs)
Performance	
Crossover point	1600 Hz
Impedance	8 Ω
Sensitivity	87 dB
Frequency response	38 – 25.000 Hz -6dB
Power recommendation	50 – 150 W
Variations	
Monochrome	
Wood veneer	
Colour grids	


Argon3LS






Physics	
Operating principle	Two-way, passive radiator
Tweeter	1" titanium tweeter
Mid / woofer	6½" aluminum woofer
Measurements	1000 x 234 x 344 mm
Weight	23 kg (51 lbs)
Performance	
Crossover point	1600 Hz
Impedance	8 Ω
Sensitivity	85 dB
Frequency response	30 – 25.000 Hz -6dB
Power recommendation	50 – 150 W
Variations	
Monochrome	
Wood veneer	
Colour grids	

Technical specifications




Argon7LS



Physics	
Operating principle	Two-way, passive radiator
Tweeter	1" titanium tweeter
Mid / woofer	2 x 6½" aluminum woofer
Measurements	1158 x 234 x 344 mm
Weight	27 kg (60 lbs)
Performance	
Crossover point	1600 Hz
Impedance	4 Ω
Sensitivity	91 dB
Frequency response	28 – 25.000 Hz -6dB
Power recommendation	50 – 150 W
Variations	
Monochrome	
Wood veneer	
Colour grids	

Argon5C



Physics	
Operating principle	Two-way, vented
Tweeter	1" titanium tweeter
Mid / woofer	2 x 5¼" aluminum woofer
Measurements	452 x 160 x 265 mm
Weight	10 kg (22 lbs)
Performance	
Crossover point	1600 Hz
Impedance	4 Ω
Sensitivity	90 dB
Frequency response	46 – 25.000 Hz -6dB
Power recommendation	25 – 150 W
Variations	
Monochrome	
Wood veneer	
Colour grids	



**Amphion Loudspeakers Ltd.**

Telkkistentie 2  
70460 Kuopio  
Finland

+358 17 2882100  
info@amphion.fi  
amphion.fi

Downloaded from [www.linephaze.com](http://www.linephaze.com)

- Find specs, manuals and used listings across thousands of audio products.