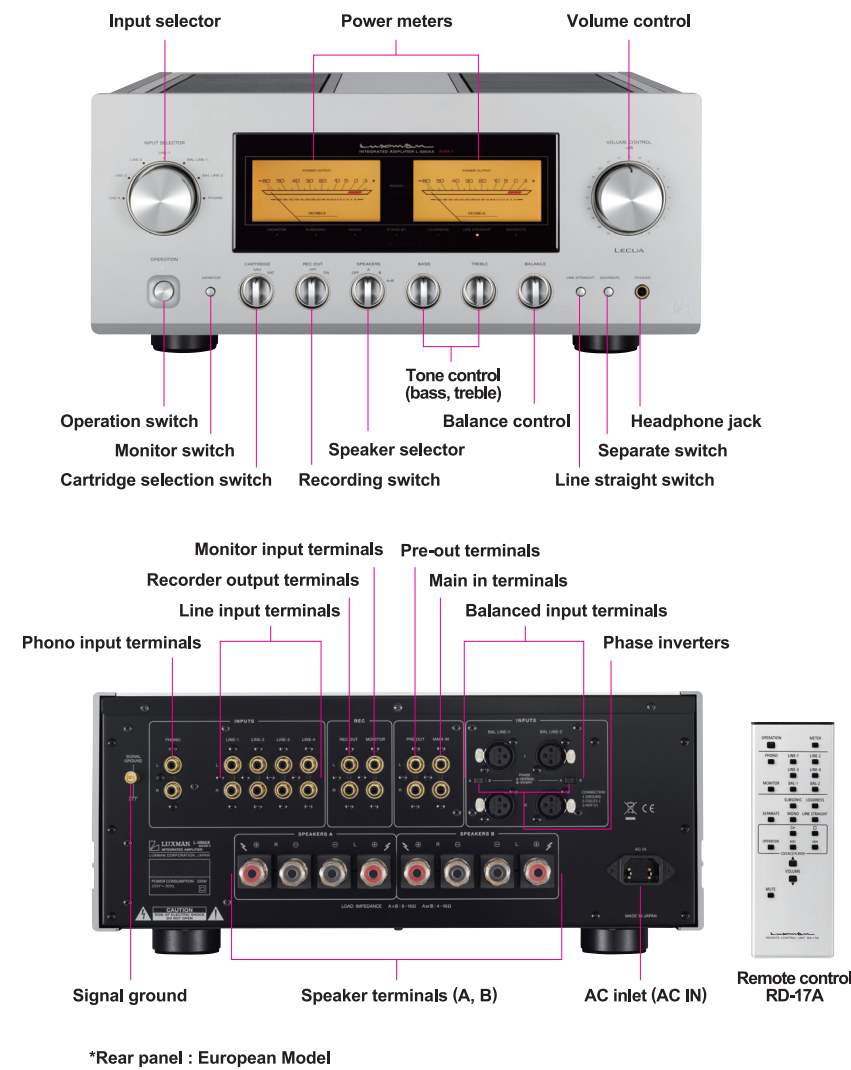



L-590AXII INTEGRATED AMPLIFIER Pure A



SPECIFICATIONS	
Rated output	30W + 30W (8Ω), 60W + 60W (4Ω)
Input sensitivity/ input impedance	PHONO (MM): 2.5mV/47kΩ PHONO (MC): 0.3mV/100Ω LINE: 180mV/47kΩ BAL.LINE: 180mV/55kΩ MAIN-IN: 550mV/47kΩ
Output voltage	RECOUT: 180mV, PRE OUT: 1V
Frequency response	PHONO: 20Hz to 20kHz (±0.5dB) LINE: 20Hz to 100kHz (+0, ±3.0dB)
Total harmonic distortion	0.005% or less (8Ω, 1kHz) 0.02% or less (8Ω, 20Hz to 20kHz)
S/N ratio (IHF-A)	PHONO (MM): 91dB or more, PHONO (MC): 75dB or more LINE: 107dB or more
Volume adjustment	New LECUA1000
Amplification circuit	ODNF 4.0
Output configuration	Bipolar 3-parallel push-pull
Damping factor	320
Max. amount of tone control	BASS: ±8dB at 100Hz TREBLE: ±8dB at 10kHz
Power supply	230V~(50Hz)/115V~(60Hz)
Power consumption	330W 260W (under no signal), 0.5W (at standby)
External dimensions	440(W) x 193(H) x 463(D) mm front side knob of 20mm and rear side terminal of 37mm included in depth
Net weight	28.4kg (main unit)
Accessories	Remote controller (RA-17A) Power cable
Speaker terminal	Width of part a: 16mm or less
Supported Y-lug terminal dimension	Width of part b: 7mm or more
* Connection may not be performed depending on the shape of the Y-lug terminal.	



SUPER AUDIO CD PLAYER
D-06u



SPECIFICATIONS	
Applicable disc	2-channel SACD, CD
Supported sampling frequencies	USB input (PCM) : 32k, 44.1k, 48k, 88.2k 96k, 176.4k, 192k, 352.8k, 384kHz (16, 24, 32bits) USB input (DSD) : 2.82M, 5.64MHz (1bit) COAX/OPT input : 32k, 44.1k, 48k, 88.2k 96k, 176.4k, 192kHz (16, 20, 24bits)
Analog output voltage / impedance	2.5V/300Ω (unbalanced), 600Ω (balanced)
Frequency response	CD 5Hz to 20kHz (+0, -0.5dB) SACD 5Hz to 50kHz (+0, -3.0dB) USB 5Hz to 50kHz (+0, -3.0dB)
Total harmonic distortion	CD 0.0015%, SACD 0.0011%, USB 0.0009%
S/N ratio (IHF-A)	CD 122dB, SACD 104dB, USB 123dB
Disc drive mechanism	LxDTM
D/A converter	Burr-Brown-made PCM1792A (monaural mode) x 2
Output amplifier circuit	Fully balanced/high sound quality IC buffer
Power supply	230V~(50Hz)/115V~(60Hz)
Power consumption	29W 1W (at standby)
External dimensions	440(W) x 133(H) x 410(D) mm front side knob of 2mm and rear side terminal of 8mm included in depth
Net weight	15.7kg(main unit)

BELT DRIVE ANALOG PLAYER
PD-171A



* This product is supplied with a dust cover.
* * No cartridge is included.

SPECIFICATIONS	
■ Turntable	
Drive system	Belt drive system
Motor	Reaction and AC synchronous motor Motor power supply: Quartz oscillation amplifier
Material	Machined aluminium plate, Surface finish: Diamond cut
Rotation speed	33 1/3 rpm, 45 rpm switch type, Rotation speed adjustment: ±5 %
Wow and flutter	0.04 % or less (W.R.M.S)
Weight	5.0 kg (platter)
■ Tone arm	
Format	Static balance, S-type
Bearing	One point cross suspension
Effective length	229 mm
Overhang	15 mm, tracking error: +1.9° to -1.1°
Applicable cartridge weight	4 to 12 g (17 to 25 g headshell included)
Adjustable height range	38 to 60 mm
Anti-skating	0 to 3 g
■ Main unit	
Power supply	230V~(50Hz)/115V~(60Hz)
Power consumption	38W
External dimensions	492(W) x 140(up to top surface of turntable) 195(at dust cover in use) (H) x 407(10 mm of rear fittings included) (D) mm
Net weight	25.4 kg(main unit)

* DSD is a registered trademark. * The described company names and product names are trademarks or registered trademarks of each company.
* Specifications and appearance are subject to change without notice. * The products listed in this catalog do not include line cables. Please purchase cables separately.

LUXMAN

LUXMAN CORPORATION, 1-3-1 Shinyokohama, Kouhoku-ku, Yokohama-shi, Kanagawa 222-0033, Japan
Tel: +81-45-470-6980 Fax: +81-45-470-6997 www.luxman.co.jp
LUXMAN reserves the right to alter the design and specifications without notice.
All rights reserved LUXMAN CORPORATION



Safety Cautions

To ensure correct use of this product,
read the "Owner's Manual" prior to use.
Failure to follow all safeguards can result
in fire, electric shock, or other accidents.

LUXMAN

INTEGRATED AMPLIFIER
L-590AX MARK II



Bringing an evolved and expressive Class A sound to the peak of integrated amplifier



LUXMAN has been at the forefront of integrated amplifier design since releasing the first Japanese integrated amplifier, the SQ5A, in 1961.


For over 50 years, LUXMAN has been confronting the challenges of balancing performance, function and design in an integrated amplifier body. These years of research and experience have resulted in the L-590AXII, the ultimate complete integrated amplifier design.

With unprecedented spatial expression - and a sense of density particular to Class A design - outstanding realisation of tonal quality and penetrating audio ability have been achieved in this Class A integrated amplifier.

The integrated L-590AXII introduces a combination of high grade technologies found in LUXMAN separate amplifiers, such as the original amplification feedback circuit ODNF4.0, LR independent block capacitors, discrete configured buffer circuits and the newly developed LECUA 1000.

The L-590AXII is the peak of integrated amplifier design, amalgamating tried and tested know how and state of the art technology.

The L-590AXII is the debut flagship model of integrated amplifier from LUXMAN to commemorate the 90th anniversary of this ground-breaking company.



■ The new LECUA1000 computerized attenuator


The newly developed integral LECUA1000 computerized attenuator with an 88 step amplifier circuit has been mounted in the volume adjustment unit, that is, for the first time as LUXMAN's integrated amplifier, an essential part of the pre-amplifier circuit. This pre-amplifier circuit uses the same design as the top end control amplifier, the C-900u. The LECUA 1000 enables the sound volume to be adjusted smoothly with minimal deterioration of sound quality. A 3D layout has been introduced in the LECUA 1000 that allows substrates to be placed in three dimensions with the attenuator circuit directly connected to the amplification circuit, thereby minimizing routes and improving efficiency. Furthermore, this type of layout is extremely insensitive to external vibration and changes in sound quality caused by the volume level and has high durability.

*LECUA is an abbreviation of Luxman Electric Controlled Ultimate Attenuator.

■ ODNF version 4.0 innovative amplification feedback circuit


The ODNF (Only Distortion Negative Feedback) original amplification feedback circuit from LUXMAN features a fast primary slew rate and an ultra-wide bandwidth achieved through the feedback of distortion components only from output signals. The L-590AXII is equipped with the latest version of ODNF - Version 4.0 - in which the distortion characteristics at high frequencies as well as the S/N performance have been significantly improved. Version 4.0 also features a power amplifier circuit in which a 3-parallel push-pull structure with 3 stage Darlington is used, as featured in the LUXMAN M-700u power amplifier. The rated output of 30W + 30W (8 ohms) of pure Class A amplification sufficiently supports the impedance characteristics of a wide variety of loudspeakers. It is possible to achieve a mellow, expressive sound with an increased sense of density with drivability to speaker systems that is equivalent to separate amplifiers.

* ODNF is an abbreviation for "Only Distortion Negative Feedback".



LECUA

New amplifier-integrated LECUA 1000 substrate




ODNF

Amplifier with high-power 3-parallel module ODNF version 4.0

■ Large-capacity power supply circuit


A high inertia power supply circuit with a high regulation large capacity power transformer and a large block capacitor of 80,000 μ F (10,000 μ F x 8) in a LR independent manner have been combined to achieve both instantaneous power and stability. A high level of regulation is achieved by increasing the diameter of the primary winding of the power transformer.



Large-capacity EI-type power transformer

■ High level of damping factor


To transmit the powerful drive force that is generated by the large scale output circuit without loss, a large low resistance speaker relay in which 2 contacts are connected in parallel has been incorporated into the design. Lowering impedance right to the extent of the speaker terminals improves the damping factor significantly from 240 (the value of the L-590AX) to 320 resulting in vibrant sound reproduction.



Low-resistance speaker relay

■ Low impedance transmission

The combination of LUXMAN original OFC wire used in the internal wiring and the round pattern incorporated in board wiring which enables smooth signal transmission allows for Beeline construction in which audio signals are configured with the optimal and shortest route, further contributing to lower impedance transmission.



Round pattern wiring board

■ Discrete buffer circuit

Discrete buffer circuits equivalent to the ones used in the LUXMAN C-900u, the flagship model of LUXMAN separate amplifiers, is mounted on the output stage of the pre-amplifier circuit, protecting the purity of the audio signals whilst simultaneously enhancing the drive force for the power amplifier. The L-590AXII is equipped with not only a custom power transformer and block capacitors but also with many custom built parts featuring sophisticated technologies. These custom parts and features have been improved through thorough listening tests on passive parts including resistors, input/output terminals and various wires.

■ New pointer type analog meter

A newly designed, highly visible meter panel and LED lit 'pointer' type analog meters featuring a highly responsive meter unit are used in the L-590AXII. The sophisticated hairline finish on the top panel of the blaster white main unit exudes elegance and quality of design.



New pointer type analog meter

■ Abundant functions

The L-590AXII features an electronically controlled bass/treble type tone control function with LR balance adjustment utilising LECUA's volume shifting function, equipped with loudness function interlocking with sound volume and pre/power separation functions. The L-590AXII is also equipped with a phono amplifier that is compatible with MM/MC cartridges. Thus, the L-590AXII has a high functionality specific to an integrated amplifier.



Separate switch

■ Loopless chassis structure

The solid structure of the loopless chassis of the L-590AXII eliminates ground impedance increase. The speaker terminals (A and B) are positioned inline and are compatible with Y lugs to enable easy connection with extra-thick speaker cables. A headphone terminal is also provided.



Loopless chassis

■ Gradation cast-iron insulator leg

The gradation cast-iron insulator legs supporting the L-590AXII cut out any unnecessary external vibration and hold the weight of the unit securely. The high grade remote control is encased in aluminium and is designed to control compatible CD/SACD players as listed below.

*Applicable CD players:D-08u, D-06u, D-05u, D-08, D-06, and D-05 (as of Nov 2015)



Gradation cast-iron insulator leg