



FACEBOOK

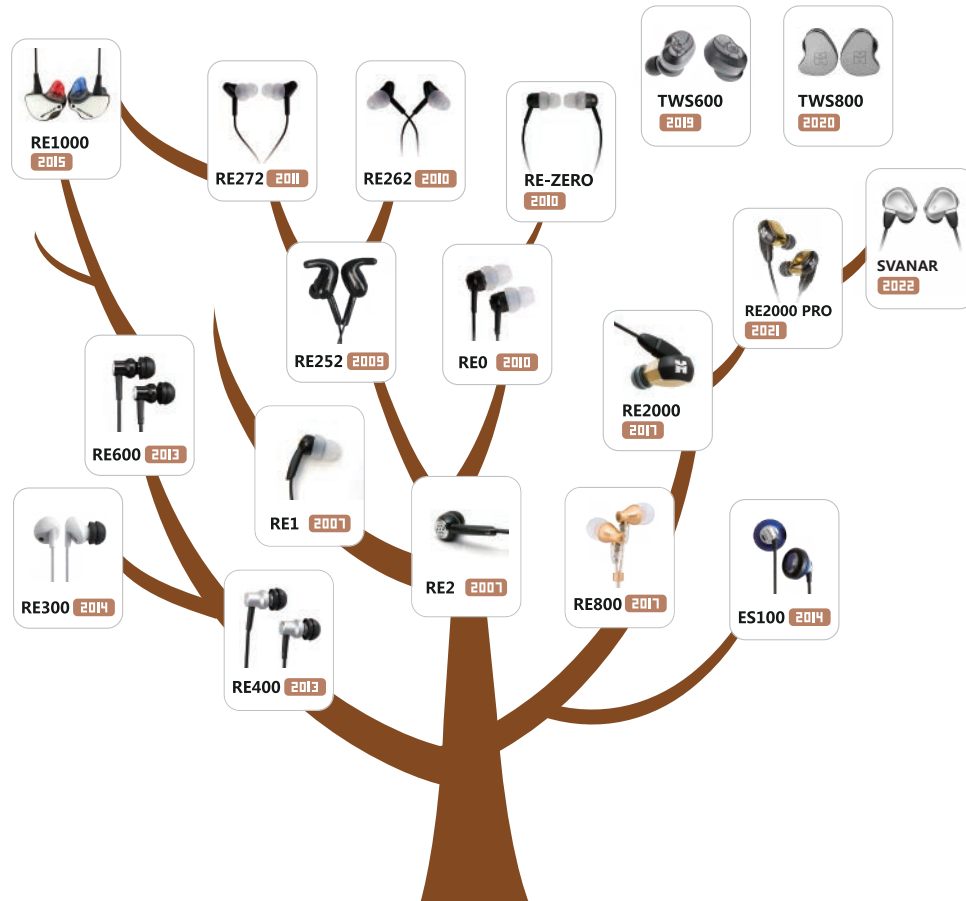


Scan QR Code to join
HIFIMAN on facebook



Svanar
Owner's Guide

The Evolution of HIFIMAN's In-Ear Monitors



All things in life evolve. They begin in a proto form, a prototype, if you will. For us, it was back when we were called Head Direct and offered the RE2. On the surface, the RE2 shared many traits of other in-ear monitors (IEMs), but they were different, unique. With the RE2, it was an IEM that featured a dynamic driver, a common component in similar products. However, the RE2 was designed for audiophiles, which had never been done before. It was something new and wonderful.

In 2007, the first HIFIMAN (Head Direct) tentatively took its first steps out of the water and into the world when it introduced the RE2. It was soon followed by the RE1, a high impedance IEM, which led to the highly acclaimed RE0.

The RE0 was a true audiophile-grade IEM with a dynamic driver that exhibited sonic detail that set it apart from the rest of the market. A cult following grew, and it wasn't long before HIFIMAN (the company's new name) debuted the RE252, the first Hybrid Coil dynamic driver, making use of two different coil materials. It was immediately lauded as a new pinnacle of dynamic driver performance.

After years of research, we are proud to announce the next technological advancement in the world of wideband dynamic driver technology. The "Topology Driver" makes use of the latest methods of driver production to craft and sculpt nano particle layers upon the diaphragm's surface, resulting in an unparalleled level of control.

The idea behind the new Topology Diaphragm was inspired by HIFIMAN's founder Dr. Fang Bian's Ph.D. thesis, carefully controlling the diaphragm's surface structure to yield exceptional acoustic performance, with the tonal consistency and coherency of a single driver with no crossover or interaction of multiple drivers that get in each other's way.

The Topology Driver is the finest single driver IEM technology in the world today.



Table of Contents

01-02 **Message from the Founder**

03-06 **The Topology Driver**

07-08 **Industrial Design**

09-10 **Impeccable Materials and a Classic Design**

11-12 **The Cable**

13-14 **Technical Data**

15-16 **HIFIMAN Limited Warranty**



Message from the Founder

Dear Fellow Music lover:

Thank you for your purchase of a HIFIMAN product. We take great pride in offering audio products that provide best-in-class performance and value.

Though it seems like only yesterday when I started HIFIMAN as a passionate audiophile, we are in our second decade in business and eagerly look forward to an exciting future. The company is rapidly growing, and the HIFIMAN brand has become one of the most respected in the industry.

Even with our success, the one thing that has not changed is my passion for music and creating products that help recreate that live experience. Now, I am joined by many others in the company who share my passion and in turn, we humbly share that with you.

Thank you again for your purchase. I hope you will find this guide useful in learning about your product which will help you enjoy countless hours of listening pleasure.

Happy listening,

Fang

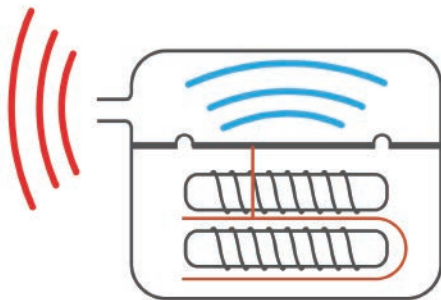
Dr. Fang Bian,
Founder and CEO

The Topology Driver

HIFIMAN's utilization of advanced depositional technology and research led to the creation of a driver unlike any other in the world. Topological, nano scale layer application technology, allows for the manipulation of sound wave creation like never before. No other driver technology allows for such control and precision, resulting in clarity, detail and nuance such that it can best the world's most complicated driver designs, but with none of the coherency and crossover issues.

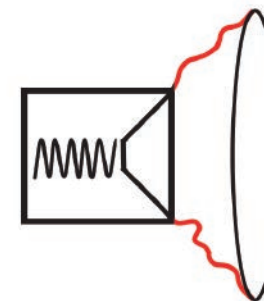
Armature's Inadequacies

The inadequate soundstaging produced by Balanced Armatures is caused by the way sound waves are formed by the armature's multiple wave reflection and diffraction in the driver, which can cause high levels of distortion. Therefore, armature-based IEMs have little breadth and yield a sound that is flat without a sense of emotion.



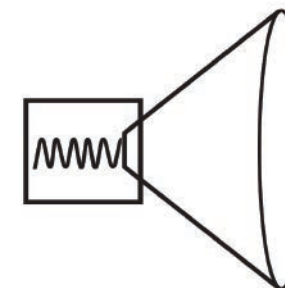
The Diaphragm Distortions of Dynamic Drivers

Traditional dynamic drivers can produce frequency response alterations due to distortion and vibration across the diaphragm surface.



The Ideal Dynamic Driver

The Topology diaphragm structure used by HIFIMAN greatly reduces uncontrolled diaphragm distortions, enabling the operational performance of dynamic IEMs to approach a superior level of wave control.




What is a “Topology Diaphragm”?



The “Topology Diaphragm” or “Topology Driver” refers to the diaphragm with a special Nano particle coating applied to its surface. The distribution of the coating features distinct geometric patterns. By varying the surface pattern compound, the thickness or geometric pattern sound wave formation can be manipulated to achieve the desired audio effect and control.

The idea behind the new Topology Diaphragm was inspired by Dr Fang Bian's Ph.D. thesis that “different Nano materials have differing structures and each of those materials has its own properties.” Therefore, by carefully controlling the diaphragm surface structure it is possible to yield improved acoustic performance at a previously unobtainable degree.





Industrial Design

Thanks to extensive research of time and resources into the Svanar's ergonomic design, they are as comfortable as custom-fit earphones.


Impeccable Materials and a Classic Design



The Svanar ranks among the most stable earphones at any price. HIFIMAN's engineering team incorporated brass in the front chamber while using aluminum alloy in the rear, which places the center of gravity at the pinna, or visible portion of the outer ear. By doing so, both stability and comfort are maximized, even when enjoying extended listening sessions.

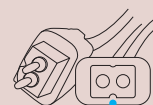

Materials are manufactured by tools that are meticulously engineered for unmatched accuracy and reliability.





The Cable

The cables packaged with Svanar are made of the finest silver-coated crystalline copper wire. Replaceable cable connection make it easy to swap cables as listeners see fit.



0.75Pin Connector Cable

- **IMPORTANT:** Always pay attention to the direction of the pin connector when connecting.

Technical Data

Specifications

Frequency Response: 5Hz-35kHz

Impedance: 60Ω

Sensitivity: 100dB

Earphone Weight: 13.38g (without cable)

Physical Attributes


Topology Diaphragm

9.2mm Dynamic Driver

Silver Coated, Crystalline Copper Wire

Package Contents

- (1) Pair Svanar
- (1) Pair of Foam Tips (large)
- (1) Pair of Foam Tips (medium)
- (1) Pair of Tri--flange (large)
- (1) Pair of Tri-flange (medium)
- (1) Pair of Bi-flange (medium)
- (1) Pair of Single-flange (medium)
- (2) Dual Pin "H" Connectors
- (1) Cable
- (1) Pair of Ear Guides
- (1) Earphone Travel Case
- (1) Owner's Guide



HIFIMAN Limited Warranty

Svanar is warrantied for a period of three years beginning with the original date of purchase. If you join the official HIFIMAN group on Facebook, your product warranty will be extended for an additional six months. Please contact HIFIMAN customer service if you need any assistance.

The dated sales or delivery receipt is your proof of purchase. You may be required to provide proof of purchase as a condition of receiving warranty service so please keep it handy.

If your product is under warranty and malfunctions occur, please contact HIFIMAN customer service or your authorized dealer. If necessary, and at the discretion of HIFIMAN, the company will provide a warranty repair or replacement of your product.

Caution: do not disassemble or modify the product in any way. Tampering with or modifying your HIFIMAN product will void its warranty.

This Limited Warranty does not apply to :

1. Defective or discolored parts if the damages are caused by fluids, dirt, missing keys, broken plastic parts or improper use.
2. Damage caused by misuse with another product.
3. Use of the product for other than its normal intended use, including, without limitation, failure to use the product in accordance with the supplied "Owner's Guide"
4. Damage caused by accident, abuse, neglect or misuse.
5. If you do not have a valid dated receipt showing proof of purchase.
6. Damage caused by services/repairs or other modifications to the system carried out by anyone other than HIFIMAN or an authorized HIFIMAN distributor or dealer.
7. Damage caused by self-repair or if the unit has been disassembled or modified in any way.

HIFIMAN guarantees your satisfaction and will do everything reasonable to achieve that. If you have any questions or concerns with your product, simply contact your authorized dealer or HIFIMAN directly (if purchased from us) and explain the issue in detail. Should a return be required, a RA# will be issued. Return shipping to HIFIMAN or authorized service facility will be at the owner's expense.

The warranty applies to the first purchaser and is not transferable. Should you need warranty service please contact your authorized HIFIMAN dealer. Or email us directly at customerservice@HIFIMAN.com

If you have any concerns with your product: please contact us to explain the issue in detail. If a return/refund is required, a RA# will be issued. Return shipping to HIFIMAN or authorized service facility is done at the owner's expense.

For any further information or questions, please contact your authorized HIFIMAN dealer. Or email us directly at customerservice@HIFIMAN.com.

1. Correct disposing of waste electrical and electronic equipment (WEEE) and symbol of the “crossed-out wheeled bin”

The crossed-out wheeled bin on WEEE means that you are obliged by law to dispose of this equipment separately from the unsorted municipal waste collection system. Disposing of it in the residual waste bin, the yellow bin or yellow bag for recyclable materials is legally prohibited. If the equipment contains portable batteries, accumulators or lamps that are not permanently installed, these must be removed before disposing of the product and be disposed of separately as waste portable batteries.

2. Ways of returning waste electrical and electronic equipment

Owners of waste electrical and electronic equipment can return them to those facilities for returning or collecting waste electrical and electronic equipment set up and provided by the public-sector waste disposal authorities or alternatively with collection points installed by producers, retailers or distant sellers to ensure that the waste electrical and electronic equipment is disposed of correctly. The following link leads to an online registry of the available collection and take-back sites:
<https://e-schrott-entsorgen.org/>

3. Data privacy

We should point out to all end-users of waste electrical and electronic equipment that they themselves are responsible for deleting all personal data from the waste electrical and electronic equipment to be disposed of.



facebook.com/hifimanelectronics



twitter.com/hifimanofficial



www.hifiman.com

WEEE Reg. No. DE 73830605

WEEE Reg. No. DE 48150071



HIFIMAN ELECTRONICS CORPORATION
Address: 2602 Beltagh Ave, Bellmore, NY 11710, USA