



RE800 *silver*

FACEBOOK



Scan QR Code to join  
HIFIMAN on facebook



hifimanelectronics

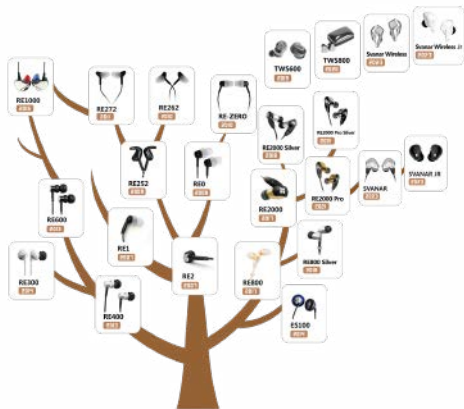


hifimanofficial

Downloaded from [www.linephaze.com](http://www.linephaze.com)

- Find specs, manuals and used listings across thousands of audi

## The Evolution of HIFIMAN's In-Ear Monitors



All things in life evolve, they begin in a proto form, a prototype if you will. For us it was back when we were called Head Direct and had the RE2. On the surface the RE2 shared many traits of other things in existence but they were different, special. With the RE2 it was an In-Ear Monitor that used a dynamic driver, common enough but the RE2 was aiming at audiophiles, something no dynamic had ever truly done before. This was something new and wonderful.

In 2007 the first HIFIMAN (Head Direct) tentatively took its first steps out of the water and into the world as the RE2. It was the beginning and like all beginnings, no one knew that it would be the starting point for what would follow. The RE1 soon came behind it, a high impedance IEM but it wasn't until the RE0 that something truly special emerged. The RE0 was a true, high quality, audiophile grade IEM but what set it apart was that it had a dynamic driver. No dynamic ever had such performance before and it slowly grew a cult following. Things paused for a moment, Head Direct became HIFIMAN and work progressed on something spectacular. The RE252, the first Hybrid Coil dynamic driver, making use of two differing coil materials and became the new pinnacle of dynamic driver performance.

After years of research we have the next technological advancement in the world of wideband, Dynamic Driver technology. The "Topology Driver" makes use of the latest methods of technological production to craft and sculpt Nano particle layers upon the diaphragm surface to have an unparalleled level of control. The idea behind the new Topology Diaphragm was inspired by the founder, Dr. Fang Bian's Ph.D. thesis and followed that by carefully controlling the diaphragm surface structure you can yield different results in acoustic performance. The gains in control take on new levels of precision and result in an untouchable acoustic performance and yet with all the tonal consistency and coherency of a single driver with no crossover or the interaction of multiple drivers



## Table of Contents

---

**01-02**    **Message from the Founder**

---

**03-06**    **The Topology Driver**

---

**07-08**    **The Acoustic Channel**

---

**09-10**    **The Housing / The Cable**

---

**11-12**    **Technical Data**

---

**13**        **How to Wear**

---

**13**        **How To Maintain**


---

**16**        **HIFIMAN Limited Warranty**

---

Downloaded from [www.linephaze.com](http://www.linephaze.com)

- Find specs, manuals and used listings across thousands of audi



## Message from the Founder

Dear Fellow Music lover:

Thank you for your purchase of a HIFIMAN product. We take great pride in offering audio products that provide best-in-class performance and value.

Though it seems like only yesterday when I started HIFIMAN as a passionate audiophile, we just finished our first decade in business and eagerly look forward to an exciting future. The company has grown rapidly and the HIFIMAN brand has become one of the most respected in the industry.

Even with our success, the one thing that has not changed is my passion for music and creating products that help recreate that live experience. Now, I am joined by many others in the company who share my passion and in turn, we humbly share that with you.

Thank you again for your purchase. I hope you will find this guide useful in learning about your product which will help you enjoy countless hours of listening pleasure.

Happy listening,

Downloaded from [www.linephaze.com](http://www.linephaze.com)

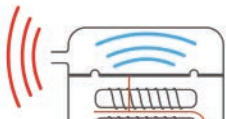
© - Find specs, manuals and used listings across thousands of audi

## The Topology Driver

HIFIMAN's utilization of advanced depositional technology and research makes for a driver unlike any other in the world. The creation of Nano scale layer application technology which we can use upon a driver diaphragm, allows for the manipulation of sound wave creation like never before. What that means is we can control exactly what goes on the surface and where too. No other Driver technology allows for such control and precision resulting in clarity, detail and nuance such that it can best the world's most complicated multi driver setups but with none of the coherency and crossover issues.

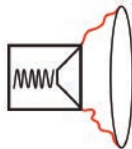
## Armature's Inadequacies

The inadequate soundstaging produced by Balanced Armatures is caused by the way sound waves are formed by armature's multiple wave reflection and diffraction in the driver, which can cause high levels of distortion. Therefore, armature based IEMs have little breadth and yield a sound flat and without emotion.



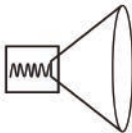
## The Diaphragm Distortions of Dynamic Drivers

Traditional dynamic drivers can produce frequency response alteration due to distortion and vibration across the diaphragm surface.



## The Ideal Dynamic Driver

The Topology diaphragm structure used by HIFIMAN greatly reduces the uncontrolled diaphragm distortions, enabling the operational performance of dynamic IEM's to an approach to an ever superior, trend towards perfect wave control.



Downloaded from [www.linephaze.com](http://www.linephaze.com)

## What is a “Topology Diaphragm”?



The “Topology Diaphragm” or “Topology Driver” refers to the diaphragm with a special Nano particle coating applied to its surface. The distribution of the coating has distinct geometric patterns. By varying the surface pattern, compound used, the thickness or geometric pattern sound wave formation can be manipulated to achieve the desired audio effect and control. The idea behind the new Topology Diaphragm was inspired by Dr Fang Bian’s Ph.D. thesis that “different Nano materials have differing structures and each of those materials have its own properties”. Therefore, by carefully controlling the diaphragm surface structure you can yield different results in acoustic performance to a degree previously unobtainable.



Downloaded from [www.linephaze.com](http://www.linephaze.com)

© - Find specs, manuals and used listings across thousands of audi

## The Acoustic Channel

With the application of rigorous user testing and comparisons to more fully understand the acoustic interactions that take place in the sound waves as they traverse from the driver to your ear. This in conjunction with our Topology Driver abilities have allowed us to still further advance the end user experience. The creation of countless prototypes and user testing combined with the Topology driver pattern changes mean your ear encounters the sound wave precisely as the original recording creator intended.



Downloaded from [www.linephaze.com](http://www.linephaze.com)

- Find specs, manuals and used listings across thousands of a<sup>3</sup>



## The Housing

The shape of the housing is a traditional, bulbous shape taking its design from the RE400 and RE600 with a harmonious and elegant symmetry. Smooth and curving it rests gently in the ear and should give users a comfortable fit, worn up or down, as best suits their personal preferences.

## The Cable

After testing a seemingly endless number of different cable options we finally settled on a Crystalline Copper Cable with a silver coating which is sonically sublime and is the perfect complement the aural purity of the RE800 silver.

Our new cable is carefully selected for its performance characteristics and notably its low cable capacitance. This all translates into a more exacting and clean upper frequency range performance. Graciously smooth yet shimmering and scintillating.

Downloaded from [www.linephaze.com](http://www.linephaze.com)

© - Find specs, manuals and used listings across thousands of audi



## Technical Data

### Specifications

Frequency Response: 5Hz-20kHz

Impedance: 60Ω

Sensitivity: 105dB

Weight: 14.5g (0.51 oz)

### Physical Attributes

Topology Diaphragm

9.2mm Dynamic Driver


Aluminium Alloy Plated

Silver Coated,

Crystalline Copper Wire

### Package Contents

- (1) Pair of RE800 silver
- (1) Pair of Ear Guides
- (1) Earphone Travel Case
- (1) Owner's Guide
- (1) Pair Tri-flange (large, black)
- (1) Pair Tri-flange (large, clear)
- (1) Pair Tri-flange (medium, black)
- (1) Pair Tri-flange (medium, clear)
- (1) Pair Tri-flange (small, black)
- (1) Pair Tri-flange (small, clear)
- (1) Pair Bi-flange (medium, clear)
- (1) Pair Bi-flange (small, black)
- (1) Pair Single-flange (large, clear)
- (1) Pair Single-flange (medium, clear)
- (1) Pair Single-flange (small, clear)
- (1) Pair Single-flange bump (medium, black)



Downloaded from [www.linephaze.com](http://www.linephaze.com)

## How to Wear

Before using your earphones, make sure the volume is down on your device. There will be a small (R) and (L) on the housing of the earphones denoting the right and left.

Place the earphone in your ear canal using a gentle twisting motion push into your ear canal until you get a secure fit. The cable should exit straight down (fig. 1). You may have to try different size ear tips to get the correct fit and level of comfort.



fig.1 - Normal



fig.2 - Over the Ear

If you desire to wear the cable in the "over the ear" style (fig. 2), follow the steps above, but the cable should exit to the top at a slight angle. You may need to adjust the angle to get the right level of comfort and secure fit.

## How to Maintain

To clean the RE800 silver, use a slightly damp cloth. Do not use any chemical based cleaners and make sure liquid does not flow into the drivers. The internal driver should not require

## FCC STATEMENT

1. This device complies with Part 15 of the FCC Rules. Operation is subject to the following two conditions:  
(1) This device may not cause harmful interference, and  
(2) This device must accept any interference received, including interference that may cause undesired operation.
2. Changes or modifications not expressly approved by the party responsible for compliance could void the user's authority to operate the equipment.

## FCC Radiation Exposure Statement:

The device has been evaluated to meet general RF exposure requirement. The device can be used in portable exposure condition without RF striction.

NOTE: This equipment has been tested and found to comply with the limits for a Class B digital, pursuant to Part 15 or the FCC Rules. These limits are designed to provide reasonable protection against harmful interference in a residential installation. This equipment generates, uses and can radiate radio frequency energy and, if not installed and used in accordance with the instructions, may casue harmful

Downloaded from [www.linephaze.com](http://www.linephaze.com)

guarantee that interference will not occur in a particular installation. If the equipment does cause harmful interference to radio or television reception, which can be determined by turning the equipment off and on, the user is encouraged to try to correct the interference by one or more of the following measures:

- Reorient or relocate the receiving antenna.
- Increase the separation between the equipment and receiver.
- Connect the equipment into an outlet on a circuit different from that to which the receiver is connected.
- Consult the dealer or an experienced radio / TV technician for help.

## HIFIMAN Limited Warranty

HIFIMAN warrants this product to be free of defects in material or workmanship for a period of one year from the date of original retail purchase. If your product is found to be defective during the warranty period, HIFIMAN will, at its sole option, either repair the product or replace the product with a new or factory reconditioned or substantially equivalent model. This limited warranty does not apply to any defects attributable to damage beyond the reasonable control of HIFIMAN including damage caused by abuse, misuse, misapplication or modifications performed by anyone other than HIFIMAN.

If your product is under warranty and problem appears, please contact HIFIMAN customer service or your authorized dealer. If necessary, and at our discretion, we will provide a warranty repair or replacement of your product.

Caution: do not disassemble or modify the product in any way. Tampering with or modifying your HIFIMAN product will void its warranty.

This Limited Warranty does not apply to :

1. Defective or discolored parts if the damages are caused by fluids, dirt, missing keys, broken plastic parts or improper use.

Downloaded from [www.linephaze.com](http://www.linephaze.com)

3. Use of the product for other than its normal intended use, including, with out limitation, failure to use the product in accordance with the supplied "Owner's Guide"
4. Damage caused by accident, abuse, neglect or misuse.
5. If you do not have a valid dated receipt showing proof of purchase.
6. Damage caused by services/repairs or other modifications to the system carried out by anyone other than HIFIMAN or an authorized HIFIMAN distributor or dealer.
7. Damage caused by self-repair or if the unit has been disassembled or modified in any way.

HIFIMAN greatly desires your satisfaction and will do everything reasonable to achieve that. If you have any questions or concerns with your product, simply contact your authorized dealer or HIFIMAN directly (if purchased from us) and explain the issue in detail. Should a return be required, a RA# will be issued. Return shipping to HIFIMAN or authorized service facility will be at the owner's expense.

The warranty applies to the first purchaser and is not transferable. Should you need warranty service please contact your authorized HIFIMAN dealer. Or email us directly at [customerservice@HIFIMAN.com](mailto:customerservice@HIFIMAN.com)

## 1. **Correct disposing of waste electrical and electronic equipment (WEEE) and symbol of the "crossed-out wheeled bin"**

The crossed-out wheeled bin on WEEE means that you are obliged by law to dispose of this equipment separately from the unsorted municipal waste collection system. Disposing of it in the residual waste bin, the yellow bin or yellow bag for recyclable materials is legally prohibited. If the equipment contains portable batteries, accumulators or lamps that are not permanently installed, these must be removed before disposing of the product and be disposed of separately as waste portable batteries.

## 2. **Ways of returning waste electrical and electronic equipment**

Owners of waste electrical and electronic equipment can return them to those facilities for returning or collecting waste electrical and electronic equipment set up and provided by the public-sector waste disposal authorities or alternatively with collection points installed by producers, retailers or distant sellers to ensure that the waste electrical and electronic equipment is disposed of correctly. The following link leads to an online registry of the available collection and take-back sites: <https://e-schrott-entsorgen.org/>

## 3. **Data privacy**

We should point out to all end-users of waste electrical and electronic equipment that they themselves are responsible for deleting all personal data from the waste electrical and electronic equipment to be disposed of.



WEEE Reg. No. DE 77870605

Downloaded from [www.linephaze.com](http://www.linephaze.com)



[facebook.com/hifimanelectronics](https://facebook.com/hifimanelectronics)



[twitter.com/hifimanofficial](https://twitter.com/hifimanofficial)



[www.hifiman.com](http://www.hifiman.com)

HIFIMAN ELECTRONICS CORPORATION

**Address: 2602 Beltagh Ave, Bellmore, NY 11710, USA**

Downloaded from [www.linephaze.com](http://www.linephaze.com)

<sup>1</sup> - Find specs, manuals and used listings across thousands of audi