



HE5se

Owner's Guide



TABLE OF CONTENTS

2	Message from the Founder
3	Headphone Overview
	Outstanding Sound Quality
	The Headband
	The Cable
	The Connection Sockets
	The Ear Pads
16	Technical Data
	Specifications
	Package Contents
18	Set-up Instructions
	Headband Adjustment
	Replacing Ear Pads
	Set-up and Operation
	Care and Maintenance
20	HIFIMAN Limited Warranty



Message from the Founder

Thank you for your purchase of a HIFIMAN product. We take great pride in offering audio products that provide best-in-class performance and value.

Though it seems like only yesterday when I started HIFIMAN as a passionate audiophile, we just finished our first decade in business and eagerly look forward to an exciting future. The company has grown rapidly and the HIFIMAN brand has become one of the most respected in the industry.

Even with our success, the one thing that has not changed is my passion for music and creating products that help recreate that live experience. Now, I am joined by many others in the company who share my passion and in turn, we humbly share that with you.

Thank you again for your purchase. I hope you will find this guide useful in learning about your product which will help you enjoy countless hours of listening pleasure.

Happy listening,

Fang

Dr. Fang Bian,
Founder and CEO


Headphone Overview

The new HE5se is a return to the days of the legendary HE5. One of the early HIFIMAN models that solidified HIFIMAN's reputation as a world leader in Planar Magnetic technology. The legend is reborn with the same musical talent but with a modern twist. The new HE5se retains all the old sonic performance of its illustrious predecessor but makes use of HIFIMAN's latest headband for both a more comfortable fit and increased robustness. It also makes use of our latest design in headphone connectors for better connectivity, cable swapping ease and increased longevity.

The HIFIMAN HE5se is an open backed headphone with a planar magnetic driver which offers an impressive frequency response range, from 20 Hz - 35 KHz and with all the musicality the old HE5 was renowned for.

Sonically the HE5se shares the same HIFIMAN level of resolution and even-handed sonic performance across the acoustic spectrum that you have come to expect. Smooth and highly extended at both ends, with their potent driver lows can reach deep into the depths for a full and robust bass response while it offers soulful, expressive mids and delicately scintillating treble.

The HE5se necessitates the use of a quality source to drive it fully, while not being the most difficult of headphones it is relatively inefficient. In comparison to more common dynamic driver headphones the HE5se requires a moderate desktop amplifier or a high-power portable to drive it to its fullest potential.



Downloaded from www.linephaze.com

- Find specs, manuals and used listings across thousands of audio products.

Outstanding Sound Quality

Compared to traditional dynamic headphones, the planar magnetic technology offers largely superior sounding experience in terms of quality and soundstage. Dynamic headphones utilize conductors that vibrate in select areas of the diaphragm. This results in a large percentage of the diaphragm that cannot be directly driven by those conductors. Planar magnetic headphones are fundamentally different and operate on a different technical principle. Firstly, the weight of the planar headphones (conductors + diaphragm) is much lower than the dynamic ones. This results in planar headphones' superior performance in treble.

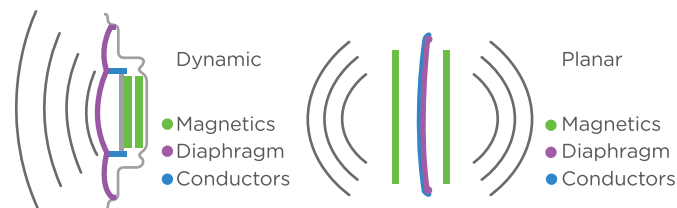
$$f_h = \frac{1}{2\pi} \sqrt{\left(\frac{1}{m_1} + \frac{1}{m_2}\right) S_n}$$

f_h : upper frequency bound
 m_1 : mass of diaphragm
 m_2 : mass of conductor traces

A smaller mass from either the diaphragm or conductor traces results in a higher upper frequency bound.

Planar headphones have conductive layers distributed throughout the surface of diaphragm. The diaphragm is evenly driven by the magnetic force so that planar headphones have significantly lower distortion when compared with conventional dynamic headphones.

This lower distortion results in better overall reproduction of minute details. Instrumental positioning and imaging are improved, and the headphone has very natural soundstaging capabilities.



The Headband

The ergonomic and comfortable headband is designed to fit for most people, with greater reliability and durability.

The HE5se headband retains the comfort of the weight spreading headstrap but the overarching headband has been contoured to a more human shape. The HE5se remains as comfy to wear yet makes a more urban visual aesthetic. The headband's more minimal look perfectly complements the matte black anodized finish which absorbs the eye as it does light.

The headband also incorporates a sleek unibody yolk attaching the frame to the headphone cups making a seamless ergonomic sweeping curve that is both elegant and functional. Its single piece of metal construction makes it durable enough to withstand the rigours of modern urban life.

To adjust the headband, simply move each ear cup up or down until the top of the headband rests comfortably on your head and the ear cups surround your ears.



The Cable

HE5se is supplied with a crystalline copper cable.

The cable is user-replaceable and has channel orientation for left and right. A "L" and "R" are indicated inside the headband. Once the cable is installed with the correct channel orientation, an easy way to tell left and right is the cable is connected slightly toward the front of the ear cup. The cable will then drape across the user's chest for greater comfort.





The Connection Sockets

The New HE5se makes use of a new 3.5mm sockets for its cable connection. This gives an even more sturdy and robust physical connection for attaching the cables to and gives a greater surface area for signal transmission to boot. Giving not only a boost to its audio potential but raising the levels of punishment the connection can withstand too.

The Ear Pads

The symmetry of the ear pads on the HE5se conforms around the human ear, comfortably distributing the weight evenly yet offering a secure and sound grip. The pads themselves are gently bevelled, contouring and moulding to the users head thus providing superb comfort for long listening sessions.





Technical Data

Specifications

Impedance: 40 Ω

Efficiency: 92 dB

Frequency Response: 20 Hz - 35 KHz

Weight: 387 g

Package Contents


- (1) Pair of headphone
- (1) 1.5m headphone cable (3.5mm, 6.35mm adapter)
- (1) Pair of ear pads (mounted on headphone)
- (1) Owner's Guide



Set-up Instructions

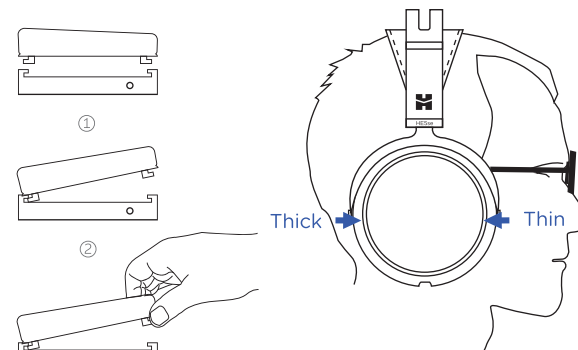
Headband Adjustment

To help fit the headphone to your head, you may use the two adjustment blocks to change the position of the headband strap to better accommodate your head.



Replacing Ear Pads

To remove the ear pads, locate the clips on the inside of the pad, and use two fingers to gently bend them in and slip them out. To install new pads, simply align the ear pad with the mounting ring, and gently bend the clips so they slot in their appropriate locations.



Set-up and Operation

1. Please allow for a period of "burn in" where you allow playback of audio for a period of 150 hours to allow the headphones to reach their fullest audio potential.
2. The headphone connectors utilize a new 3.5mm connector (our prior models use 2.5mm). They slot in an identical fashion to the standard 3.5mm sockets as found on a multitude of audio devices.
3. The supplied cable and adapter are user changeable and replaceable.
4. Please listen to the HE5se at moderate listening levels so that you can continue to enjoy their audio quality for years to come.
5. The drivers do not require user maintenance, do not touch them. Please contact HIFIMAN if your drivers have a problem.

Care and Maintenance

Planar headphones benefit from break-in to achieve optimum performance. Usually this takes up to 150 hours however there is nothing special you need to do other than enjoy your headphones. Wipe the surfaces (ear pads, cups) with a microfiber cloth and store the headphone in a dry, cool and safe place (away from dust, heat, humidity, sunlight, younger kids and pets if possible). For the headband, wipe it periodically to remove any dust. Do not expose the headphone to excessive heat or cold. Do not use any headphone while driving or operating machinery. Do not use volatile substances alcohol, acetone, gasoline or dish detergent to clean the headphone.

HIFIMAN Limited Warranty

Your HE5se is warranted for a period of one year beginning with the original date of purchase. Your dated sales or delivery receipt is your proof of purchase. You may be required to provide proof of purchase as a condition of receiving warranty service so please keep it handy.

If your product is under warranty and some malfunctions appear, please contact HIFIMAN customer service or your authorized dealer. If necessary, and at our discretion, we will provide a warranty repair or replacement of your product.

Caution: do not disassemble or modify the product in any way.

Tampering with or modifying your HIFIMAN product will void its warranty.

This Limited Warranty does not apply to :

1. Defective or discolored parts if the damages are caused by fluids, dirt, missing keys, broken plastic parts or improper use.
2. Damage caused by misuse with another product.
3. Use of the product for other than its normal intended use, including, without limitation, failure to use the product in accordance with the supplied "Owner's Guide".
4. Damage caused by accident, abuse, neglect or misuse.
5. If you do not have a valid dated receipt showing proof of purchase.

6. Damage caused by services/repairs or other modifications to the system carried out by anyone other than HIFIMAN or an authorized HIFIMAN distributor or dealer.

7. Damage caused by self-repair or if the unit has been disassembled or modified in any way.

HIFIMAN greatly desires your satisfaction and will do everything reasonable to achieve that. If you have any questions or concerns with your product, simply contact your authorized dealer or HIFIMAN directly (if purchased from us) and explain the issue in detail. Should a return be required, an RMA# will be issued. Return shipping to HIFIMAN or authorized service facility will be at the owner's expense.

The warranty applies to the first purchaser and is not transferable.

Should you need warranty service please contact your authorized HIFIMAN dealer, or email us directly at customerservice@HIFIMAN.com



facebook.com/hifimanelectronics



twitter.com/hifimanofficial



www.hifiman.com

